



dovetail
GAMES

Portsmouth Direct Line


London Waterloo - Portsmouth Harbour



1 ROUTE MAP.....	4
2 ROLLING STOCK	5
2.1 Class 450 South West Trains.....	5
2.2 Class 444 South West Trains.....	5
2.3 Class 455/8 South West Trains.....	6
3 DRIVING THE CLASS 450 & CLASS 444.....	7
3.1 Cab Controls.....	7
3.2 Sander.....	7
3.3 Power Reduction Button.....	7
4 DRIVING THE CLASS 455/8.....	8
4.1 Cab Controls.....	8
5 ACKNOWLEDGMENTS.....	9

Whilst we do our utmost to reproduce sounds that are accurate and true-to-life, sometimes these sounds may not completely tally with the user's expectation. Due to the nature of the simulation, it is often not possible to reproduce a completely accurate soundscape for a variety of reasons such as limitations with our current technology and occasional inability to gain meaningful access to the locomotives being created. You should therefore regard the audio reproduction for our locomotives as authentic interpretations rather than perfect recreations.

1 Route Map



2 Rolling Stock

2.1 Class 450 South West Trains



2.2 Class 444 South West Trains




2.3 Class 455/8 South West Trains



3 Driving the Class 450 & Class 444

3.1 Cab Controls



- | | |
|--------------------------------------|---------------------------------------|
| 1 Power Reduction (mouse only) | 10 Reverser (W / S) |
| 2 Power/Brake Handle (A / D) | 11 AWS Acknowledge (Q) |
| 3 Master Key (mouse only) | 12 Horn (Space / B) |
| 4 DRA (Y) | 13 Emergency Brake (Backspace) |
| 5 Cab Lights (L / Shift+L) | 14 DSD Pedal (E) |
| 6 Marker/Head Lights (H / Shift+H) | 15 DSD Disable/Enable (Ctrl+D) |
| 7 Sander | 16 External Alarms Setting (Ctrl+A) |
| 8 Signal Bell (C) | 17 Destinations (Ctrl+5 / Ctrl+6) |
| 9 Wiper Switch (V / Shift+V) | |

3.2 Sander


The sander on the class 450 and class 444 is only operable when the units are taking power.

3.3 Power Reduction Button

The class 450 and 444 are fitted with a Power Reduction button. This reduces the power by 50%.

4 Driving the Class 455/8

4.1 Cab Controls



- | | | | |
|---|---------------------------------|----|--------------------------------|
| 1 | Instrument Lights (I) | 8 | Hazard Lights (mouse only) |
| 2 | Windscreen Wipers (V) | 9 | DSD Pedal (Number pad Enter) |
| 3 | Exterior Lights (H / Shift+H) | 10 | Sander (X) |
| 4 | Train Brake (; / ') | 11 | Reverser (W / S) |
| 5 | AWS Reset (Q) | 12 | Throttle (A / D) |
| 6 | Horn (Space / B) | 13 | DSD Enable/Disable (Ctrl+D) |
| 7 | DRA (Y) | | |

5 Acknowledgments

Dovetail Games would like to thank the following people for their contribution to the development of the Portsmouth Direct Line:

Master Key Simulations

Class 450 & Class 444 artwork

Edward Fisk

Class 450 & Class 444 Simulation & Audio

Kevin McGowan

Scenery Asset Creation

Gameshastra

Scenery Asset Creation

Steve Potter

Route Builder

Stuart Galbraith

Route Builder

Dovetail Games Beta Testing Team

