


# 鉄道運転士

## Train Simulator

### -Railroad operator-

Let's operate a train following the instructions in the monitor!!

This game requires a mouse and a keyboard.



Mas-con

Z: Acceleration,  
X: Deceleration,  
C: Keep speed

Reverse knob

D: Change gear to go backwards  
S: Change gear to go forwards

Brake lever

Upward arrow:  
Unlock brake  
Downward arrow:  
Apply brake




Mouse operation

Select with mouse cursor  
Decide by "Left clicking"

You can see around by dragging while pressing "Right click".

To go back to the motorman's cab, hold "Left click".

8. The game is instantly over if the train overruns the platform at station.



Explanation of operation plan

1. Click <Start> in the title screen.



2. Click a stage you want to play in the STAGE SELECT screen.




3. Click Normal train or Steam train in TRAIN SELECT screen.



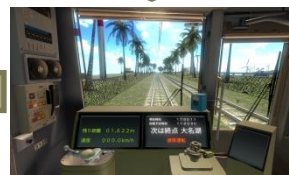
4. The game screen is displayed. Keep pressing the up-arrow key, rotate the brake lever to unlock the brake.



5. Hold Z key and rotate the mas-con lever to start moving. To keep the current speed, press C button.



6. By pressing X key, you can move the mas-con lever to the opposite direction and slow down. You can apply brake by holding the down-arrow key.



7. To change gear, press D button while brake is working. Train goes back when you unlock the brake and press Z key. When S key is pressed, gear changes again and the train goes forward.