

**GROOVE COASTER for STEAM,** in Arcade Mode you will be using a Keyboard or Controller in place of the Booster from the Arcade Machine.



KEYBOARD



GENERAL CONTROLLER



STEAM CONTROLLER

## Arcade Mode Controls - KEYBOARD -



Left Booster

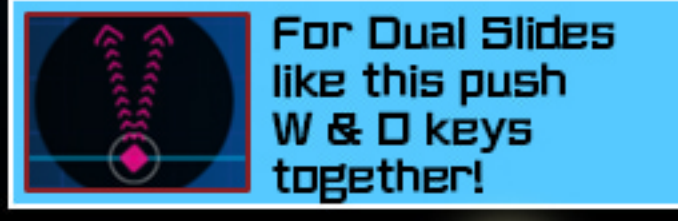


Right Booster

W(up), A(left), S(down), D(right)



D(up), K(left), L(down), ;(right)



For Dual Slides like this push W & D keys together!

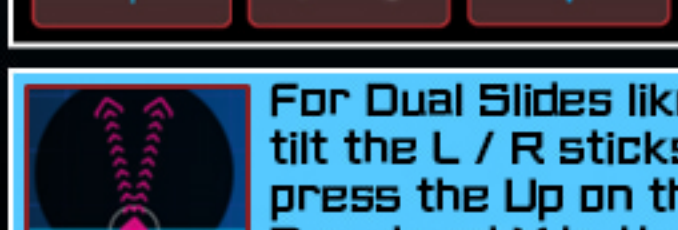
● These keys will function both as directional SLIDE input, and PUSH input when timed correctly.

● Able to also use Numpad keys B, 4, 5, 6

Left Booster

## Arcade Mode Controls - GENERAL CONTROLLER -

Right Booster



For Dual Slides like this, tilt the L / R sticks Up or press the Up on the D-pad and Y button together!



START PAUSE



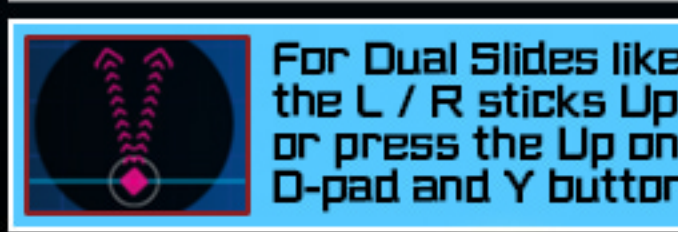
● Left hand directional keys will function as PUSH input

● Right hand 4 buttons, each will function as directional SLIDE input

Left Booster

## Arcade Mode Controls - STEAM CONTROLLER -

Right Booster



For Dual Slides like this, tilt the L / R sticks Up or press the Up on the D-pad and Y button together!



START PAUSE



● PUSH input will respond to lightly touching the pad, don't need to push hard

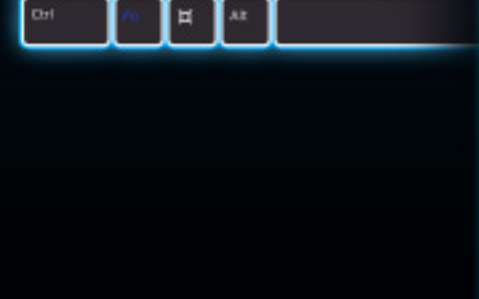
In Arcade mode, targets requiring input from both hands will appear



Left Booster



Right Booster



**CRITICAL**

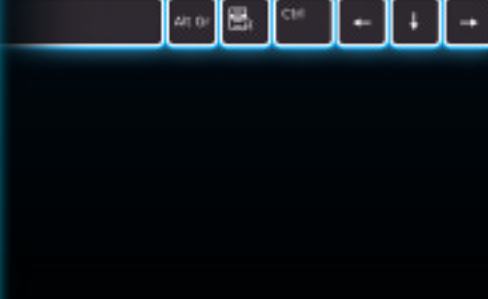
Press Left / Right together

**DUAL HOLD**

Press and hold Left / Right together

**DUAL SLIDE**

Slide in each direction (Press button in each direction)



In Casual Mode, Dual Input Targets will be changed to Single Input Targets.

\*Inputs can be performed with either the Left or Right side buttons.

### Arcade mode

### Casual mode

**CRITICAL**

**DUAL HOLD**

**DUAL SLIDE**

**HIT**

**HOLD**

**SLIDE**