

# MONSTER BOY

AND THE CURSED KINGDOM



INSTRUCTION BOOKLET

## THANK YOU FOR PURCHASING MONSTER BOY

What you're holding in your hands is not just a simple game. We devoted 4 years of our lives to create a truly enjoyable love letter to classic gaming, never shy of implementing new ideas and fun mechanics in order to deliver a product that we can all be proud of. As a passionate player, you deserve nothing less.

Remember the '90s when you just popped in a cartridge and had instant fun? No complicated menus, long tutorials or paid loot boxes! If you missed this golden age of gaming, we invite you to travel back through time and feel what we felt when playing a new game at a young age. It's all there, plus we didn't forget the bells and whistles! Enjoy gorgeous HD graphics with hand-drawn animations, studio-recorded soundtrack, full motion video and foley sound effects.

We also listened to your feedback! While sharing info about this project in our blog, social media, message boards and at exhibitions, we paid close attention to your reactions and absorbed every comment about Monster Boy. It's not an exaggeration to say that this is a game that we created together. Thank you for being a part of our adventure from start to finish!

Now, jump into the action and have a blast!

## SUMMARY

|                      |    |
|----------------------|----|
| THE CURSED KINGDOM   | 4  |
| CONTROLS             | 5  |
| HUMAN FORM           | 6  |
| PIG FORM             | 7  |
| SNAKE FORM           | 8  |
| FROG FORM            | 9  |
| LION FORM            | 10 |
| DRAGON FORM          | 11 |
| WORLD MAP            | 12 |
| SPECIAL EQUIPMENT    | 14 |
| ITEMS                | 15 |
| SET BONUS            | 16 |
| COLLECTIBLES         | 17 |
| BOSSSES              | 18 |
| IMPORTANT NPCs       | 20 |
| HINTS, TIPS & TRICKS | 22 |

# THE CURSED KINGDOM

Before you lies Monster World Kingdom, a magical realm full of enchanted creatures, mysterious secrets and wondrous landscapes. People enjoyed a long period of peace under King Leonidas and Queen Rachel, all thanks to famous heroes of the past. Monster World has a long history of being attacked by furious beasts, but in every desperate time there was a brave, young warrior who defeated evil and restored order to the kingdom. Today, however, people will face a new danger and nothing could've prepared them for the chaos ahead...

It all began in the king's majestic throne room when a playful jester named Nabu started his royal amusement show. Suddenly, all his little jokes became reality — just thinking of a hippo caused Queen Rachel to be transformed into the blubbery animal. The king, understandably furious, began

to yell with rage but ended his rant with a beastly roar as Nabu turned him into a lion! Before the end of the day, almost everyone in the kingdom was transformed. The only exception was Jin, a young boy who spent that day fishing away from town. Little did he know that he'd soon embark on an adventure of a lifetime.



# CONTROLS

Jump

A



Enter Door

L



Crouch

L



Crouch & Attack

L + X



Shield


STAND STILL



# HUMAN FORM

## Attack + Combo

L > + X X X X



## Magic

Y



## Ground Smash

IN AIR L + X



## Warp Dash

(Human, Talisman Only)

B



# PIG FORM

## Transform


LT OR RT



## Ring Menu

(After 3 transform.)

LT OR RT



## Attack + Combo

L > + X X X



## Sniff

B



## Ground Smash

IN AIR L + X



# SNAKE FORM

## Spit Venom

Y



## Traverse Sticky Walls



## Enter Snake Holes

X



## Grab Gears

X



## Headbutt

(Snake, Talisman Only)

B



# FROG FORM


## Forward Tongue

Y



## Upwards Tongue

L + Y



## Grab Ring

(Action Also Available While Jumping)

A THEN Y



## Swallow, Hold and Spit Object

(Frog, Talisman Only)

Y



# LION FORM

Dash

Y



Ground Smash

IN AIR L + X



Upward Dash

(Lion Talisman Only)



L + Y



# DRAGON FORM

Fly

A REPEATEDLY



Fireball

(Ground & Air)

Y



Fire Breath

(Dragon Talisman Only)



Y HOLD



# MAP



# SPECIAL EQUIPMENT

Here's an overview of some of the most useful items and gear for successful adventurers.

## Teleport Rod



This unique rod can create a portal anywhere in the world! Hold **X** to charge it, then release to create a portal that takes you directly to another location.



## Spear Spin (forge upgrade required)



This special technique only mastered by few does a high amount of damage. It also reflects physical attacks.



## Ice Sword



This frigid blade has the power to inflict ice damage on foes and create ice blocks instantly when it touches flowing water. Forge upgrade required to freeze enemies.



## Ice Boots



These arctic boots let wearers safely traverse scorching surfaces.



# ITEMS

## Elixir



A pure extract that refills all of your hearts. Used automatically when you lose all your hearts.

## Golden Elixir Recipe



Turn every regular elixir into a full recovery golden elixir.

## Anti-Affliction Potion



Makes you immune to every negative status for few minutes.



## Pirate Doubloon, Pirate Souls



Carry this token to be blessed by the souls of the nastiest pirates to ever fly the Jolly Roger.





# SET BONUS



Explore Monster World Kingdom to find lots of powerful equipment that becomes even better with upgrades. Also, collect and wear complete sets to unlock additional bonus powers.

|     |  |   |  |   |
|-----|--|---|--|---|
| MAX |  | = |  | Magical Damage 2x<br>Armmo Used 2x<br>Teleport Rod Damage Increased |
| MAX |  | = |  | Regenerate Health While Walking                                     |
| MAX |  | = |  | Defeated Enemies May Leave Rainbow Drops                            |
| MAX |  | = |  | Low HP =<br>Receive A Max Of 1 Heart Damage Per Hit                 |
| MAX |  | = |  | Max Fire Resistance   |
| MAX |  | = |  | Receive 1/2 Damage Per Hit  |
| MAX |  | = |  | ???   |

# COLLECTIBLES

## Pieces of Golden Gear




Collect them all and give them to a talented blacksmith to create the ultimate equipment!



## Music Sheets



Meet Ollie the banjo player in Lupia Village! If you return his lost music sheets he will play famous melodies on his banjo! Find all the music sheets and he'll have a very special gift for you.



## Upgrade Gems



Blacksmiths can use these to add cool upgrades to your armor and will make you a tougher, more powerful warrior!

## Rainbow Drops



Made of a special magical substance. It has an oddly irresistible smell and is essential for Loot Masters.

# BOSSSES



# IMPORTANT NPCs

## Nabu

The royal jester and Jin's uncle. He is responsible for all the chaos in Monster World Kingdom. He's usually a nice guy—perhaps a bit dim-witted—but certainly not evil. People think that Nabu's twinkling new wand may have cursed him. Hide if he spots you or else you might also be transformed into an animal!



## Zeke

Jin's brother who got transformed into a tiny dragon. Although he didn't gain the mighty power of a dragon, he has other useful qualities. Zeke can use his flying ability to oversee Jin's activities and help out when there's danger. He also offers valuable hints about interesting spots or possible quest locations.



## Pepelogoo

A flying blue creature who has an unfortunate knack for running into traps. He's almost always in trouble but has a good soul and loves offering advice to friends. Pepelogoo is searching for a green-haired girl—who could it be?



## Mystical

King Leonidas' royal counselor assigned to capture Nabu and find a way to return everyone to their human form. He shows no desire to go on dangerous quests but is a good source of information about the history of Monster World Kingdom, the heroes of the past and, most importantly, the sacred orbs.



## Mack Malino

A clever, smart-alecky pirate who retired from sailing the seas. A collector of rare items, he's always looking for special loot so expect to meet him in unexplored places.



## Professor Leveratt

A historian from a distant kingdom here to study the legends of Monster World. Not even a dust allergy can stop him from exploring hazardous places as he searches for ancient relics from long lost civilizations.



## Percy

An odd, frantic sailor who turns every voyage into a wild ride. Sail with him and you better be careful not to fall overboard and get lost at sea! Find him near a shipwreck while searching for his crew and captain. Let's hope they're all safe and sound...



## Sir Hoots

A wise scholar who knows many things about Monster World, and sometimes even foresees the future. People believe he possesses a magical object that empowers him with great wisdom and knowledge.



## Ollie

This banjo player is no stranger to Monster World Kingdom. He's a dedicated, energetic musician and people love listening to him all day. We don't know what he means when he says to look him up on U-Toob but he seems to really enjoy playing the tunes of old heroes in his spare time.



## Foximus

A legendary blacksmith who only works with rare gold material to craft epic gear. He used to enjoy his life in the woods but recently became bitter thanks to Nabu. He transformed Foximus' family into a mix of different animals! How will anyone recognize his kids when they're raccoons instead of foxes?



## HINTS, TIPS & TRICKS

- I** Carefully search areas for suspicious spots that may hide secrets. Sometimes you can walk through walls or find hidden objects that can only be revealed with a powerful pig snout.
- II** If you're in trouble, pause the game and try to remember the various abilities and benefits of your transformations and gear. There's often an easy way to solve difficult puzzles or action-packed places if you take advantage of the right powers at the right moment.
- III** If you run into a timer-based challenge, try to stay calm and focused. Even the toughest timer have a trick to them. Check surroundings carefully, take your time to study contraptions and experiment with your transformation powers.
- IV** Some enemies are weak to specific elemental attacks. Change your weapon accordingly or attack with counter element spells. Be careful though; using the wrong element can also heal the enemy.
- V** Sometimes it's better to keep foes alive. Take advantage of them to reach areas out of range. There are even situations where strengthening an enemy with its own element offers new opportunities. Always try to think outside the box.
- VI** Talk with NPCs to hear the latest rumors and get important hints and tips on your quest.
- VII** Remember that you can transform even mid-air. Sometimes it's essential to react fast and use multiple forms and abilities within seconds. Don't worry, the game pauses when you enter the transformation or magic selection menu.

**VIII** Keep an eye on your oxygen bar while underwater. It's easy to get distracted by sunken shipwrecks and the beauty of the ocean, but you can't breathe underwater. Look for oxygen bubbles to refill your bar or make use of your frog transformation, if available.

**IX** Your snake and pig transformations are unable to wear weapons, armor, shields or boots. Remember this when you switch forms because you may temporarily lose benefits or special powers coming from your gear.

**X** If you're stuck in a room and can't seem to find a solution, try to go a different way and see if you can advance elsewhere. Sometimes you require a specific gear or ability that can be found in another place. Look on your map to find unvisited places.

**XI** Try to find all the magic truffles as they are also useful outside of combat. You sometimes need magic to open treasure chests that require lots of ammo. Some cannot be opened unless you found every truffle of the required magic type.

**XII** An Elixir is very helpful as it refills some of your HP automatically when it reaches zero. They're perfect for tough boss fights or difficult action areas. Upgrade to Golden Elixir to refill all your HP automatically. There's just one catch: you can't carry more than one at the same time.

**XIII** If you don't remember where to go, check your map. There's a quest marker that points you toward the right direction.

**XIV** If you find doors that you can't open yet, they'll be marked on your auto-map. If you find new keys, check the map and revisit these marked locations.



© 2019 FDG Entertainment and Game Atelier  
© SEGA / LAT Corporation, all rights reserved.